



DEFENSE

DEFENSIVE CUT-OFF AND RELAY PATTERNS

1. In all play situations, keep each base covered where there is a possibility of making a play.
2. The cut-off man. His importance cannot be stressed too much. He must think quickly and figure out plays instantly, and must decide which runner is most important to cut down or put out. This is especially true in the last inning or two of the game, when the tying or winning runs are involved. He cuts off throws to make possible the sure put-out, especially when the runner put out is the tying or the winning run. That is why all throws toward the cut-off man should be LOW ENOUGH FOR HIM TO HANDLE.
3. Outfielders must help each other on all plays when a ball is hit between them.
4. Infielders should station themselves inside a base while watching the runners tag the base in making the turn. Being inside the base has a tendency to make the runner take a wider turn at the base, thus increasing the distance he travels toward the next base. Caution must be exercised not to interfere with the runner by being too close to the base.
5. On routine fly balls to the outfield with no one on base, the outfielders should get into the habit of making GOOD, LOW, HARD THROWS INTO 2ND BASE. The shortstop should cover when possible on all balls hit to left and to center field, and the 2nd baseman should cover on balls hit to right field.

This will get the outfielders into the habit of making this throw, so that when it counts, making the GOOD, LOW, HARD THROW will be automatic.
6. It is important that all players PRACTICE TO OVERCOME THEIR WEAKNESSES.
7. In our cut-off plays, the standard rule means: The position where each man should be on the routine cut-off plays.

WORD SIGNS USED BY CUT-OFF MEN

1. Let it go. Let this throw go on through.
2. Cut. Cut this throw and be ready to throw.
3. Relay. Cut the throw, and relay the ball to the man calling "relay."

CUT-OFF ASSIGNMENTS

FOR 1ST BASEMAN - On all base hits, and fly ball scoring situations, to right and center field you are the cut-off man except for three situations:

- a. Situation #17 - Single to right field between 1st and 2nd baseman with runner on 2nd base. (GROUND BALL)
- b. Situation #19 - Single to right field between 1st and 2nd baseman with runners on 1st and 2nd. (GROUND)
- c. Situation #23 - Double, possible triple, down right field line with runner on 1st base.

When 1st base is occupied you are the cut-off man on all extra base hits except situation #23 when you are a trailer.

When the 3rd baseman dives for the ball and cannot recover to be the cut-off man, you become the cut-off man - situation #4.

FOR 3RD BASEMAN - You are the cut-off man in only four situations:

- a. Situation #3 - Single to left field with runner in scoring position.
- b. Situation #5 - Single to left field with runner in scoring position, judgment play, the throw should go to 2nd base.
- c. Situation #17 - When 1st baseman is pulled out of position on ground single between 1st and 2nd with runner on 2nd base.
- d. Fly ball situations to left field with a runner on 3rd.

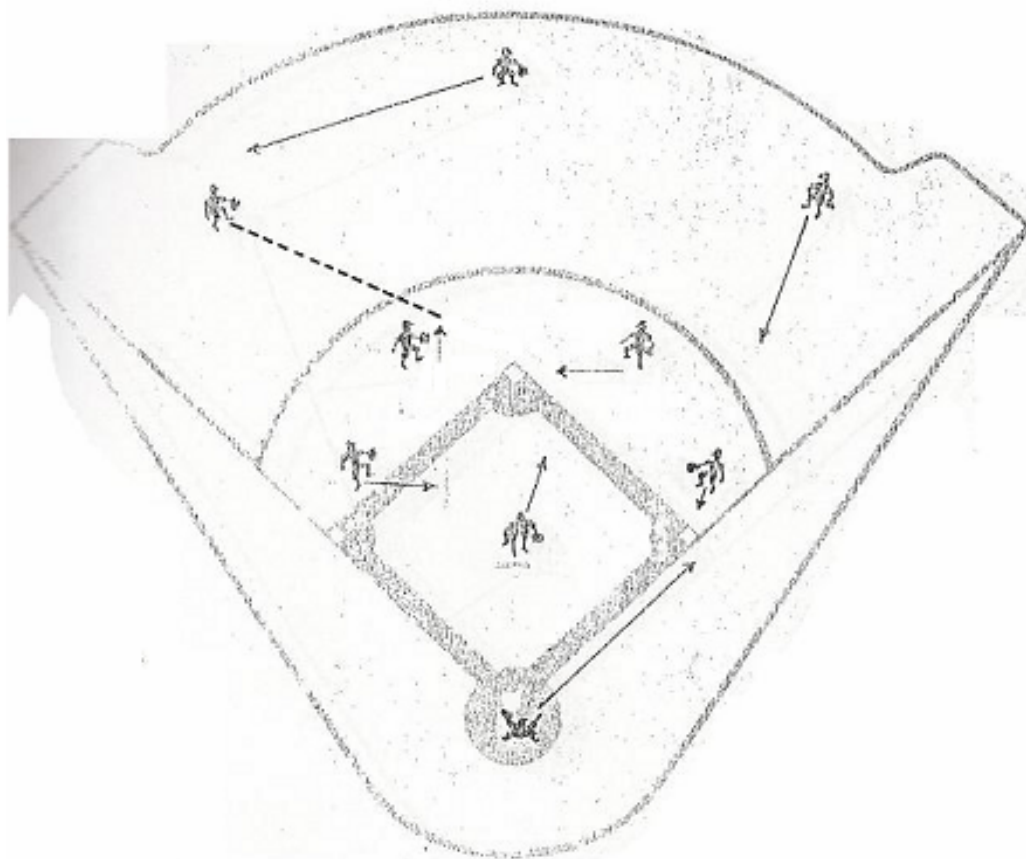
FOR 2ND BASEMAN - You are to cover 1st base on five situations:

- a. Situation #11 - Single to center field with runner on 2nd.
- b. Situation #13 - Fly ball scoring situations to center and right field.
- c. Situation #16 - Single to right field with runner on 2nd.
- d. Situation #17 - Single to right field between 1st and 2nd.
- e. Situation #19 - Single to right field between 1st and 2nd baseman with runners on 1st and 2nd.

FOR PITCHERS - You are the cut-off man on two situations:

- a. Situation #19 - Single to right field between 1st and 2nd baseman with runners on 1st and 2nd.
- b. Pop Fly situation #2 - Pop up in right field area.

SITUATION #1
Single to LEFT Field
No one on base.



Pitcher:

Move to a position half way
between mound and 2nd.

2nd Baseman:

Cover 2nd

Catcher:

Follow runner down to 1st base.

3rd Baseman:

Protect 3rd base area.

1st Baseman:

Make sure the runner tags the
base in making the turn, then
cover 1st base.

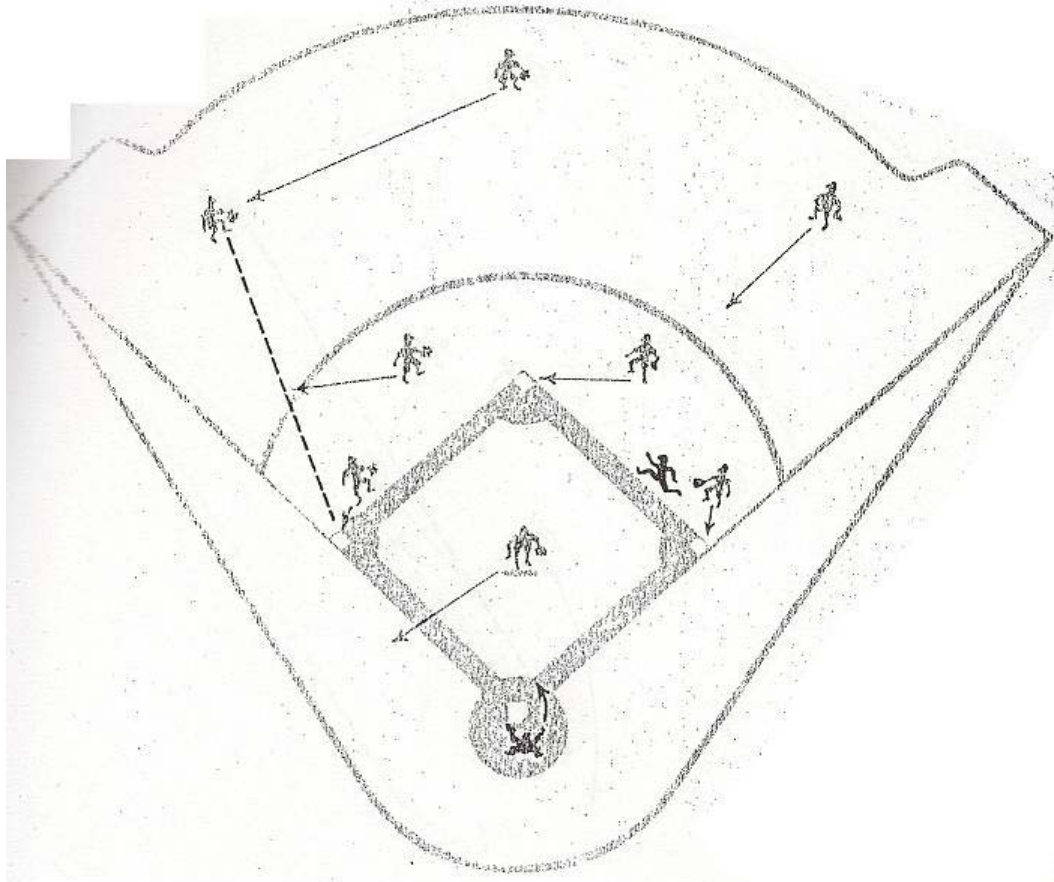
Outfielders:

Center fielder - back up left
fielder. Right fielder - move
in toward 1st base area.

Shortstop:

Takes the throw from
left fielder when possible.

SITUATION #2
Single to Left Field



Man on 1st.

Pitcher:
Back up 3rd base.

Catcher:
Protect Home plate area.

1st Baseman:
Cover 1st base.

2nd Baseman:
Cover 2nd base.

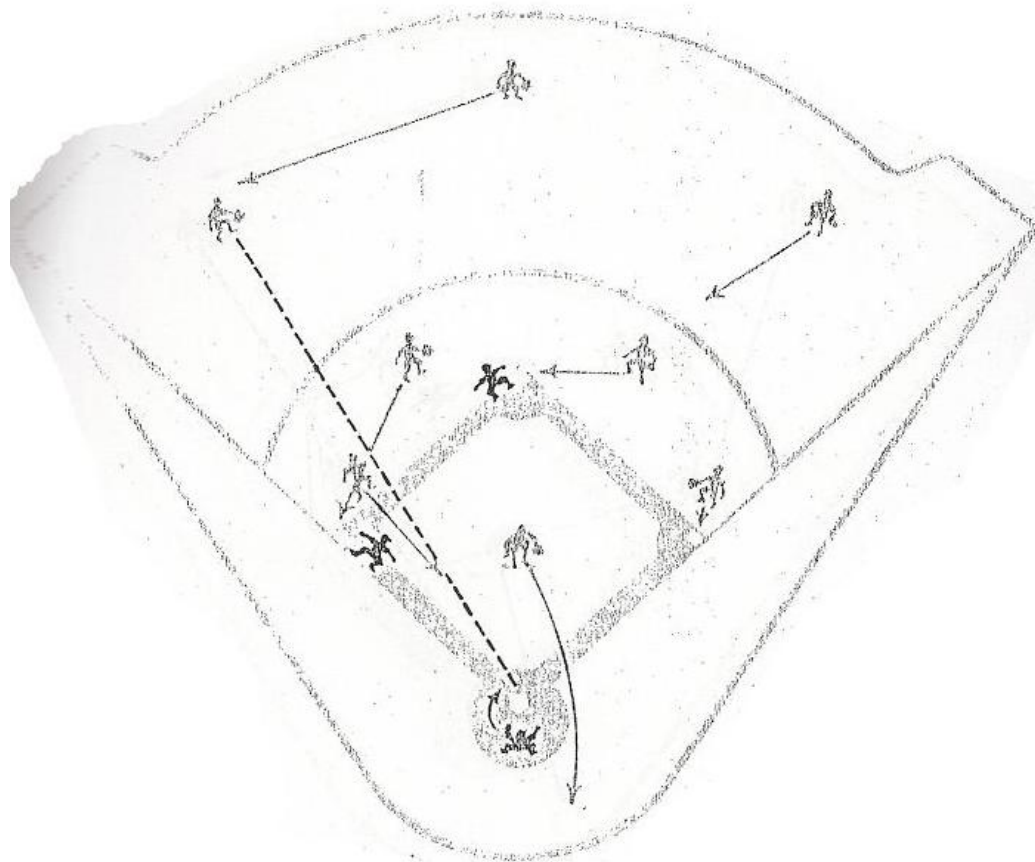
Shortstop:
Move into a position to
be the cut-off man on the
throw to 3rd base.

3rd Baseman:
Cover 3rd base.

Center Fielder:
Back up left fielder.

Right Fielder:
Move in toward infield
area.

SITUATION # 3
Single to Left Field



Man on 2nd or
Men on 1st and 2nd
(Or bases loaded.)

Pitcher:
Back up Home plate.

Catcher:
Cover Home plate.

1st Baseman:
Cover 1st base.

2nd Baseman:
Cover 2nd base.

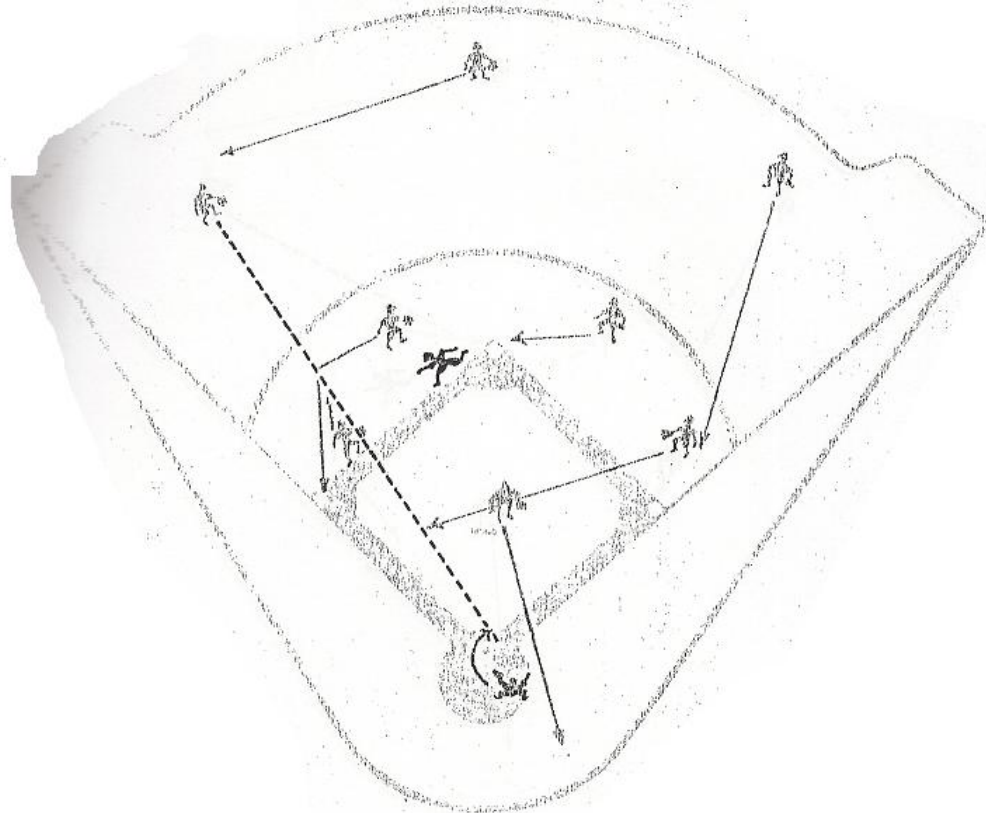
Shortstop:
Cover 3rd base.

3rd Baseman:
Be the cut-off man.

Center Fielder:
Back up left fielder.

Right Fielder:
Move in toward 2nd
base area.

SITUATION #4
Single to Left Field
between shortstop and 3rd baseman.



Man on 2nd base, or
Men on 2nd and 3rd bases.

Pitcher:
Back up Home plate.

Catcher:
Cover Home plate.

1st Baseman:
Cut-off man! Take a position
about 45 feet from Home plate
in line with left fielder and
Home plate.

2nd Baseman:
Cover 2nd base.

Shortstop:
May have to cover 3rd base if
3rd baseman cannot recover.

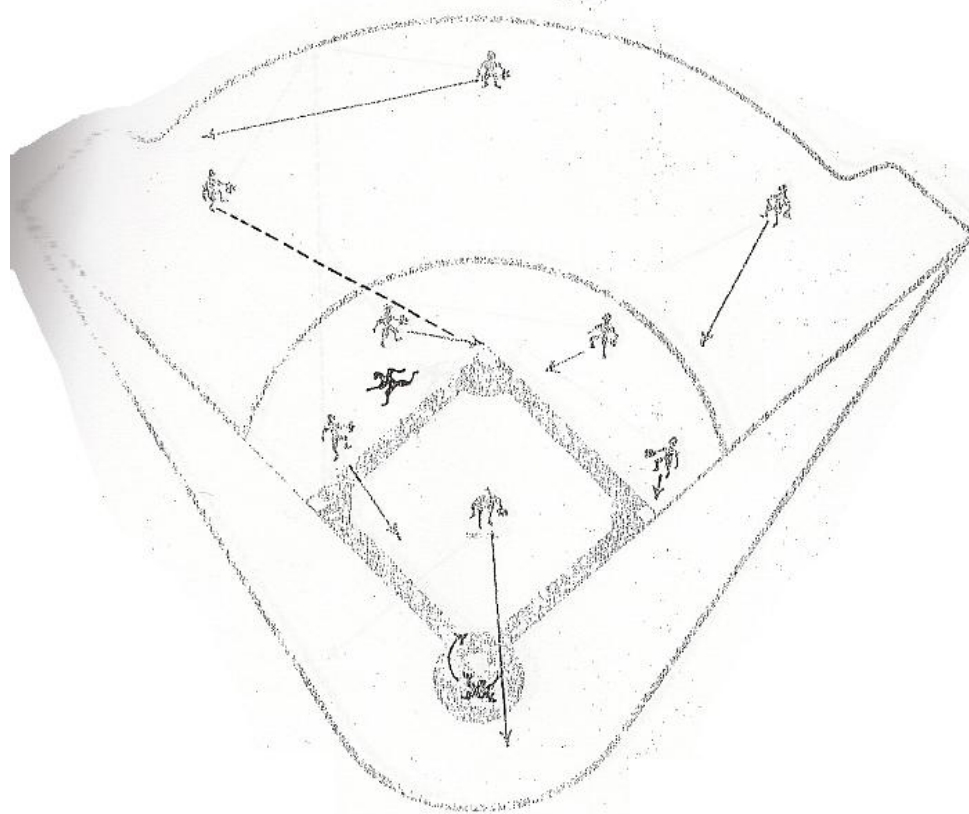
3rd Baseman:
Cover 3rd base if possible.

Left Fielder:
Make low throw to the plate.

Center Fielder:
Back up left fielder.

Right Fielder:
Come in quickly to try and
cover 1st base.

SITUATION #5
Single to Left Field
(Judgment Play)



Man on 2nd base.
Hitter is the tying run.

Pitcher:

- Move off mound to back up Home plate in case the left fielder makes the throw Home.

Catcher:

- Cover Home plate.

1st Baseman:

- Cover 1st base.

2nd Baseman:

- Cover 2nd base.

COVER

Shortstop:

- Cover 3rd base.

3rd Baseman:

- Move into position to be cut-off man in case the left fielder throws Home.

Left Fielder:

- Make low throw to 2nd base to keep batter from advancing into scoring position.

Center Fielder:

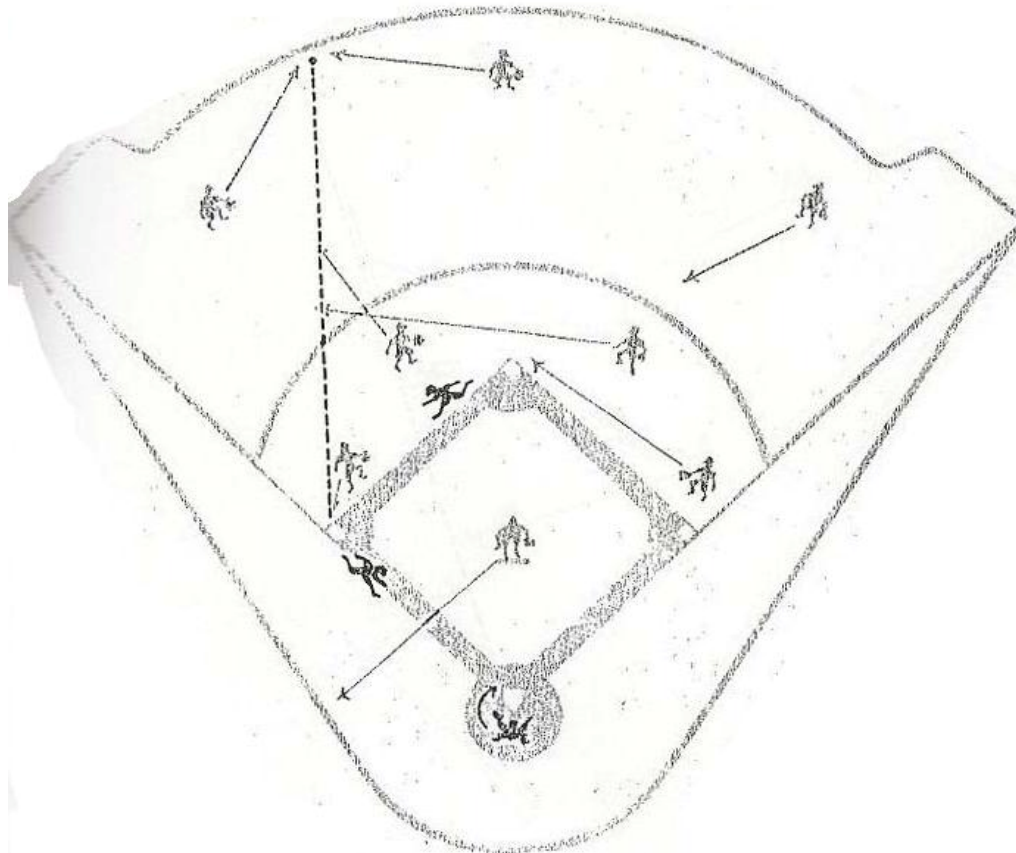
- Back up left fielder.

Right Fielder:

- Move into position to help back up 2nd base.

Never let the tying run get into scoring position at 2nd base by making a foolish throw to the plate.

SITUATION #6
Double, possible Triple, to left center.



No one on base, or
Man on 3rd base or 2nd, or
Men on 3rd and 2nd bases.

Pitcher:
Back up 3rd base in line with
throw.

Catcher:
Protect home plate.

1st Baseman:
Trail the runner to 2nd base,
cover the bag, ready for a
play if runner rounds base
too far.

2nd Baseman:
Trail about 30 feet behind
shortstop in line with 3rd
base.

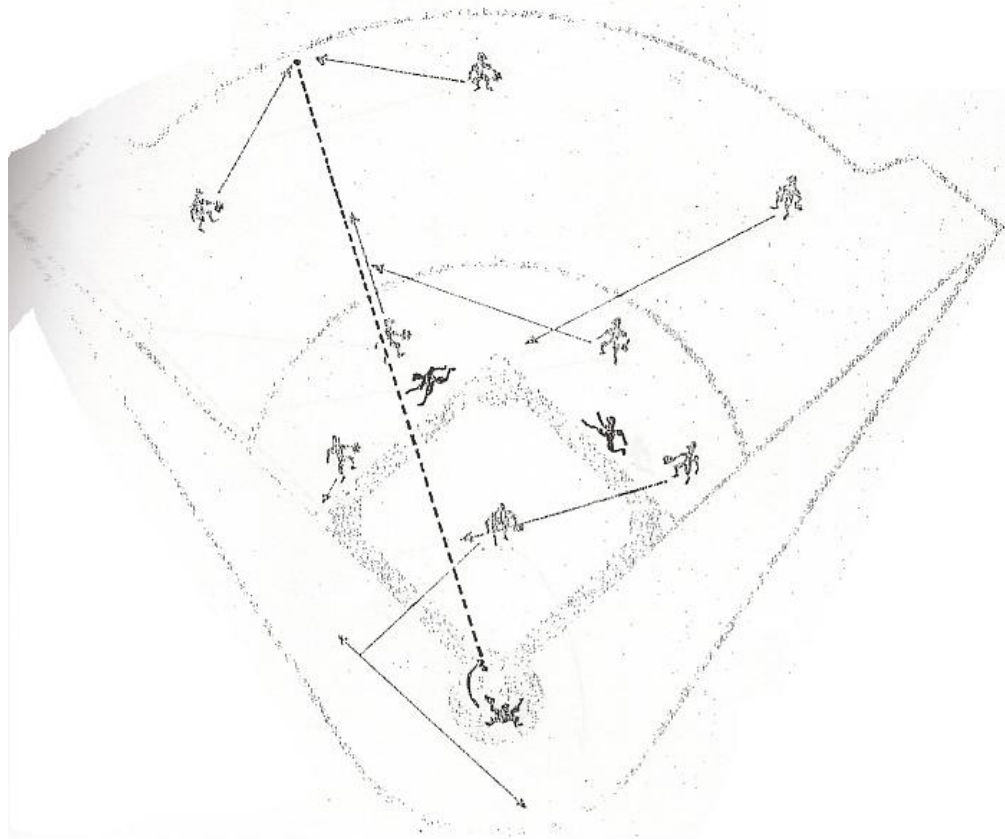
Shortstop:
Go to a spot in left center
to become relay man.

3rd Baseman:
Cover 3rd base; stand on
left side of base.

Center Fielder:
Back up the left fielder.

Right Fielder:
Move in toward 2nd base.

SITUATION #7
Double, possible triple, to left center.



Man on 1st
Men on 1st and 2nd
Or bases loaded

Pitcher:
Go half way between home and
3rd and then back up the base
where throw is going.

Catcher:
Protect home plate.

1st Baseman:
Be the cut-off man.

2nd Baseman:
Trail about 30 feet behind
shortstop in line with 3rd
base.

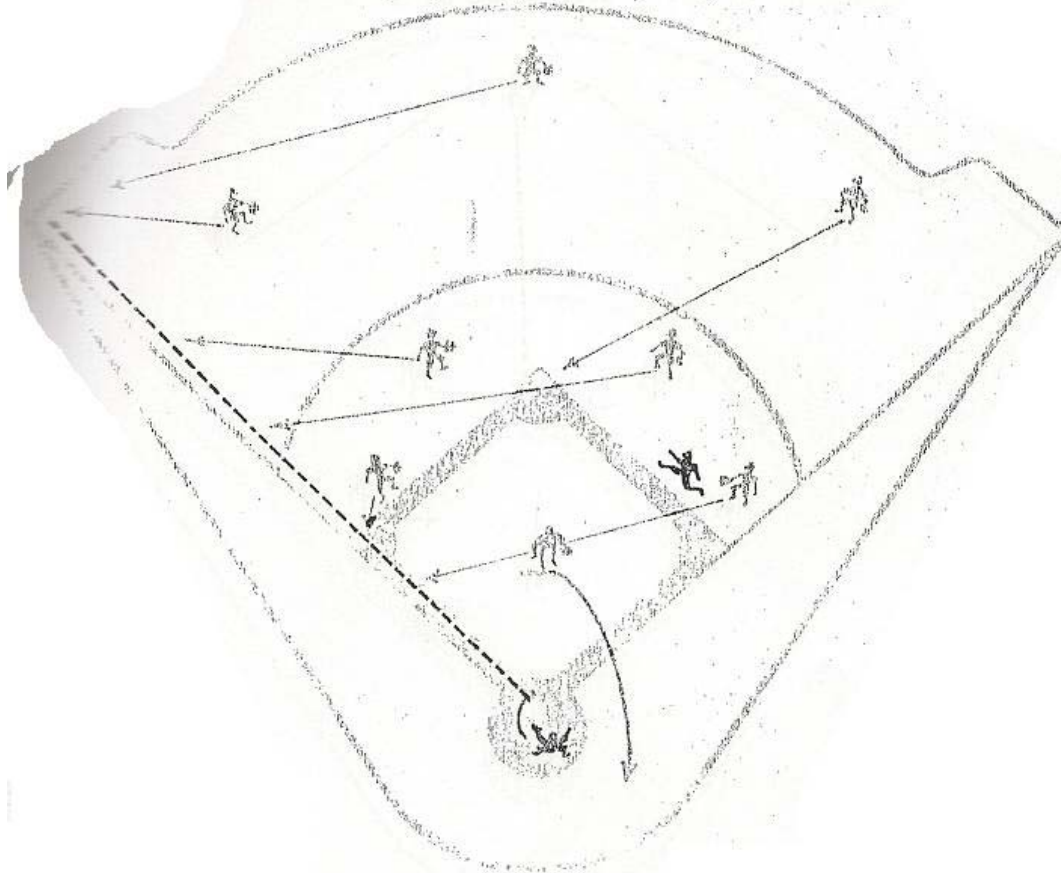
Shortstop:
Go to a spot in left center
to become relay man.

3rd Baseman:
Cover 3rd base; stand on
left side of base.

Center Fielder:
Back up the left fielder.

Right Fielder:
Move in to cover 2nd base.

SITUATION #8
Double, possible triple, down left field foul line.



Man on 1st base.

Pitcher:

Back up Home plate.

Catcher:

Cover Home plate.

1st Baseman:

Become the cut-off man.

2nd Baseman:

Become trailer behind the shortstop.

Shortstop:

Relay man!

3rd Baseman:

Cover 3rd base.

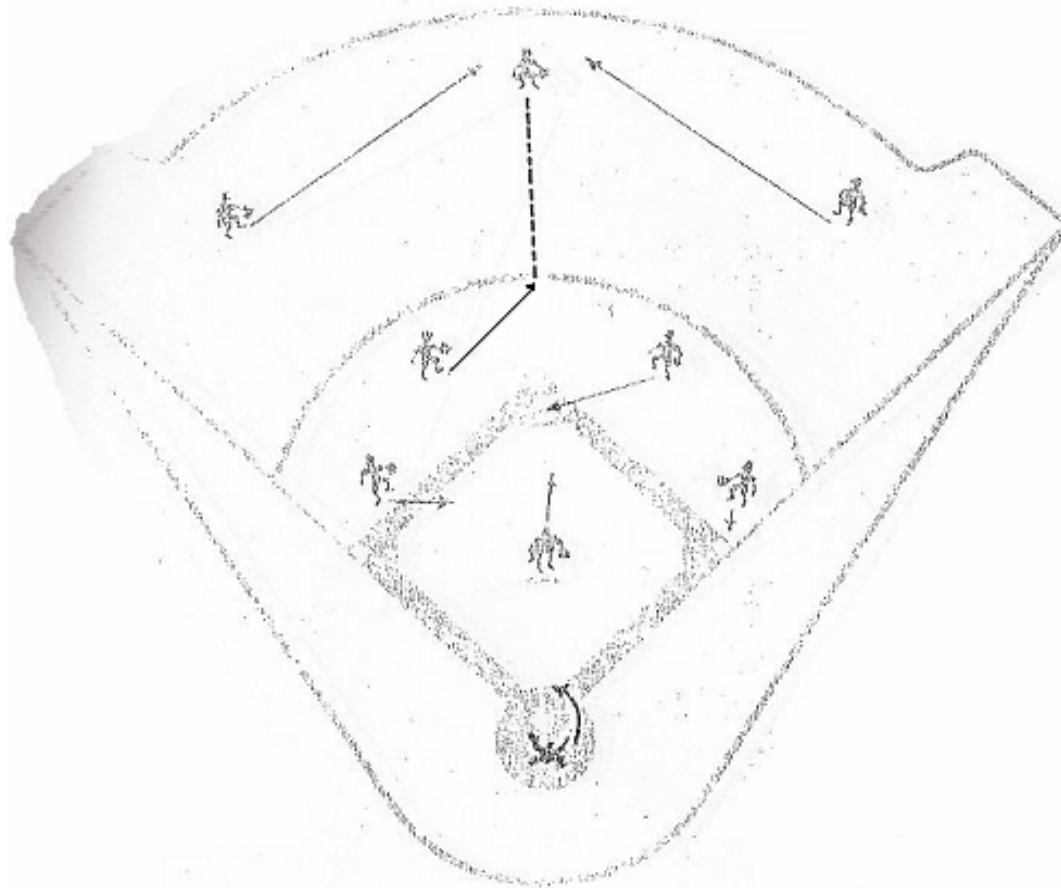
Center Fielder:

Back up left fielder.

Right Fielder:

Cover 2nd base.

SITUATION #9
Single to CENTER Field
No one on base



Pitcher:

Move to a position half way
between mound and 2nd.

Catcher:

Protect home plate area.

1st Baseman:

Make sure the runner tags the
base in making the turn, then
cover 1st base.

Shortstop:

Takes the throw from
center fielder.

2nd Baseman:

Cover 2nd.

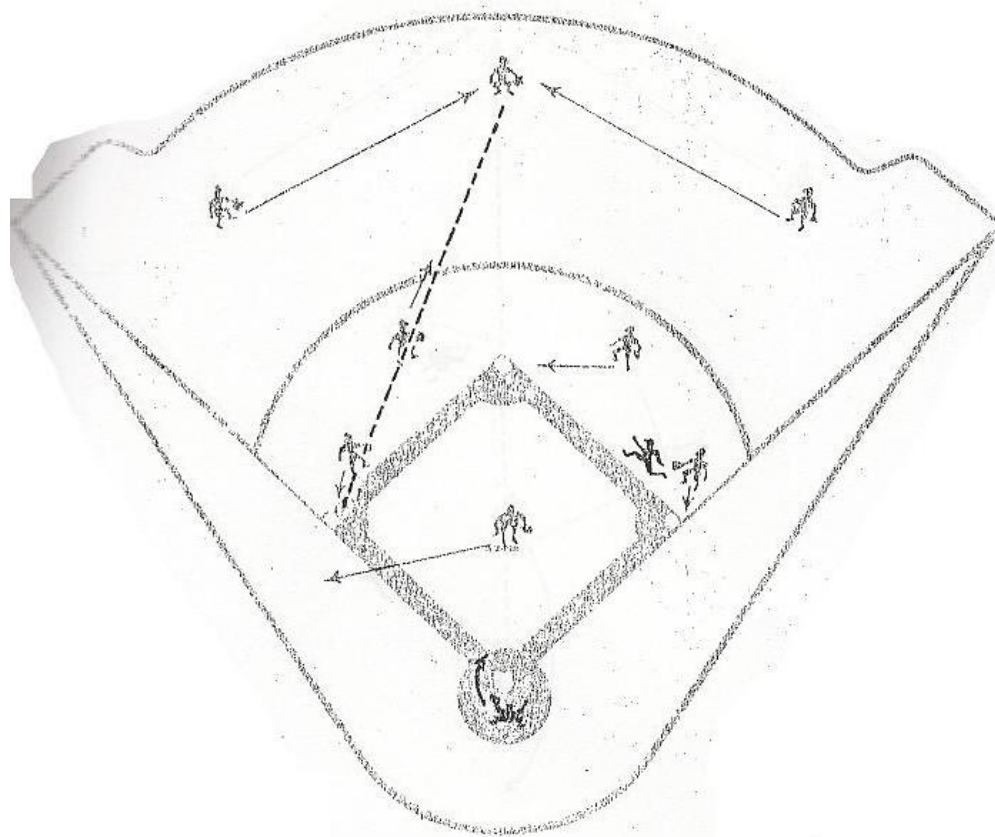
3rd Baseman:

Protect 3rd base area.

Outfielders:

Left and right fielders -
back up center fielder.

SITUATION #10
Single to Center Field



Man on 1st.

Pitcher:
Back up 3rd base.

Catcher:
Protect Home plate area.

1st Baseman:
Cover 1st base.

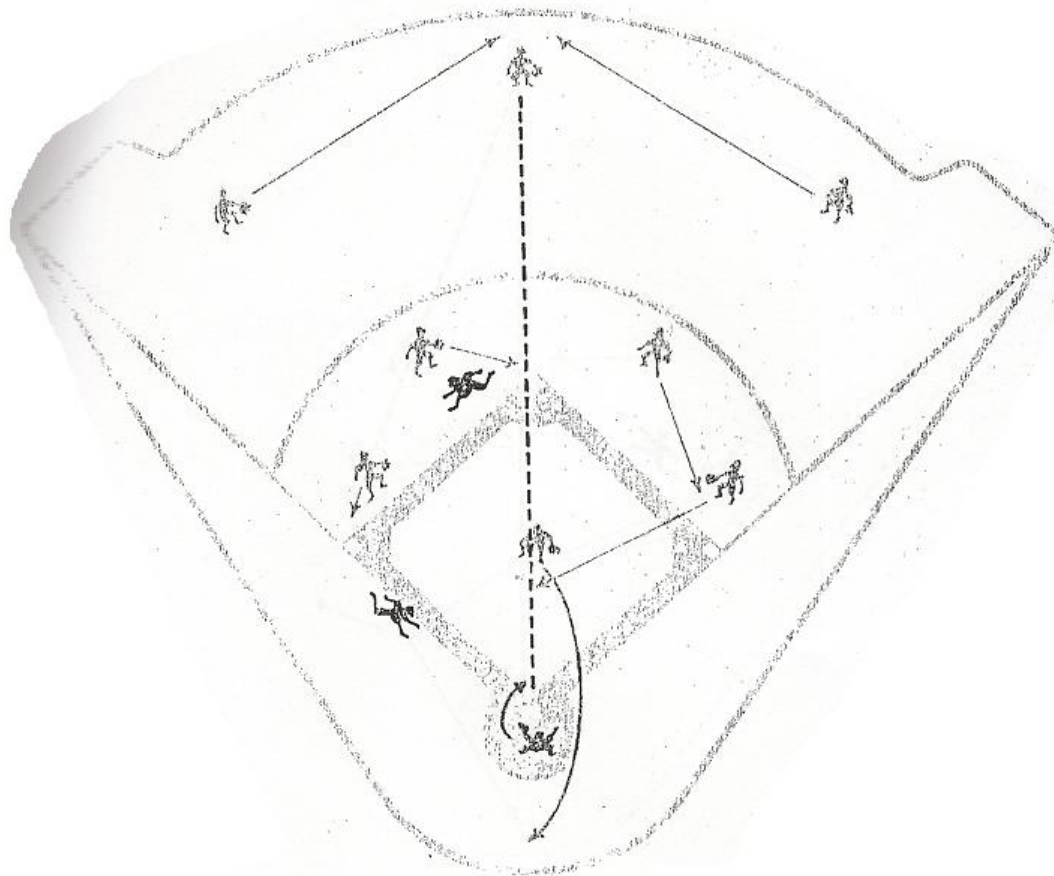
2nd Baseman:
Cover 2nd base.

Shortstop:
Be cut-off man on throw
from center field to 3rd
base.

3rd Baseman:
Cover 3rd base.

Left and Right Fielders:
Back up center fielder.

SITUATION #11
Single to Center Field



Man on 2nd base, or
Men on 2nd and 3rd bases.

Pitcher:
Back up Home plate.

Catcher:
Cover Home plate.

1st Baseman:
Be the cut-off man.

2nd Baseman:
Go after ball. If
possible return to
cover 1st base.

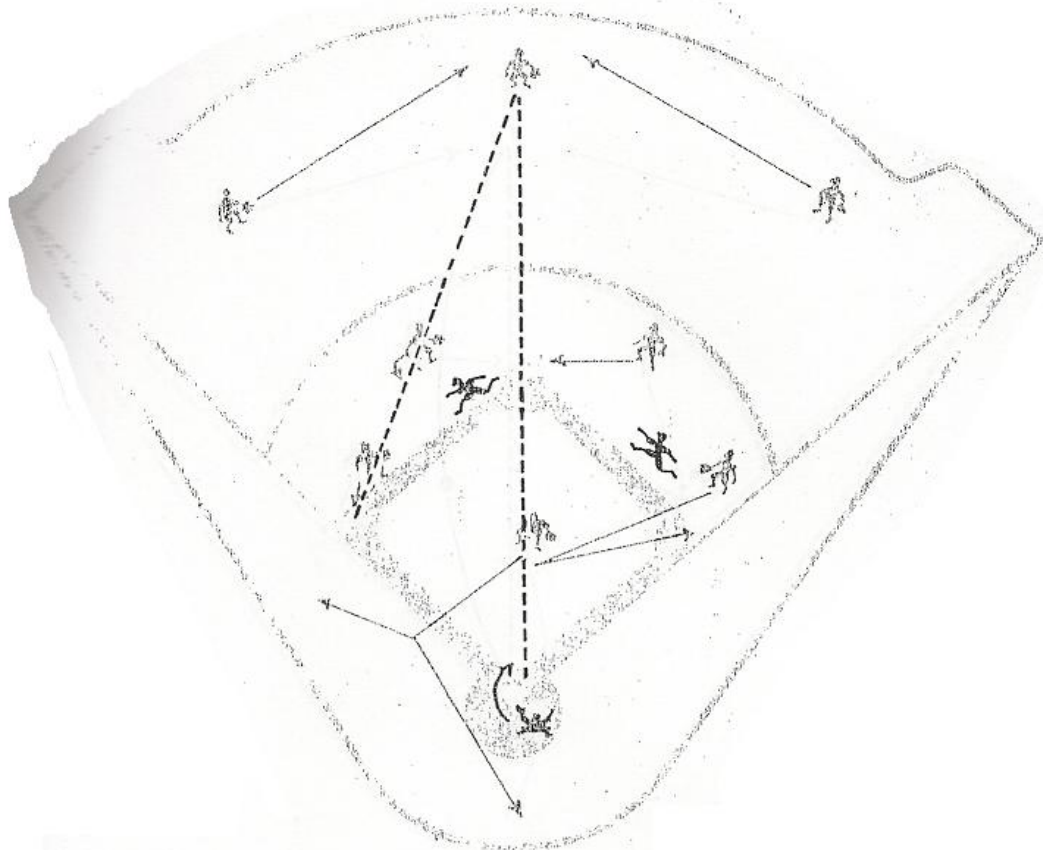
Shortstop:
Go after ball. Then
cover 2nd base.

3rd Baseman:
Cover 3rd base.

Left Fielder:
Back up center fielder.

Right Fielder:
Back up center fielder.

SITUATION #12
Single to Center Field



Men on 1st and 2nd, or
Men on 1st, 2nd, and 3rd.

Pitcher:

Go half way between Home and
3rd base and then back up the
base where the throw is going.

Catcher:

Cover Home plate.

1st Baseman:

Move into a spot 45 feet from
Home plate in line with the
throw, to be cut-off man. If
throw goes to 3rd base, hustle
back to 1st base to cover
that bag.

2nd Baseman:

Cover 2nd base.

Shortstop:

Be the cut-off man for a
possible throw to 3rd base.

3rd Baseman:

Cover 3rd base.

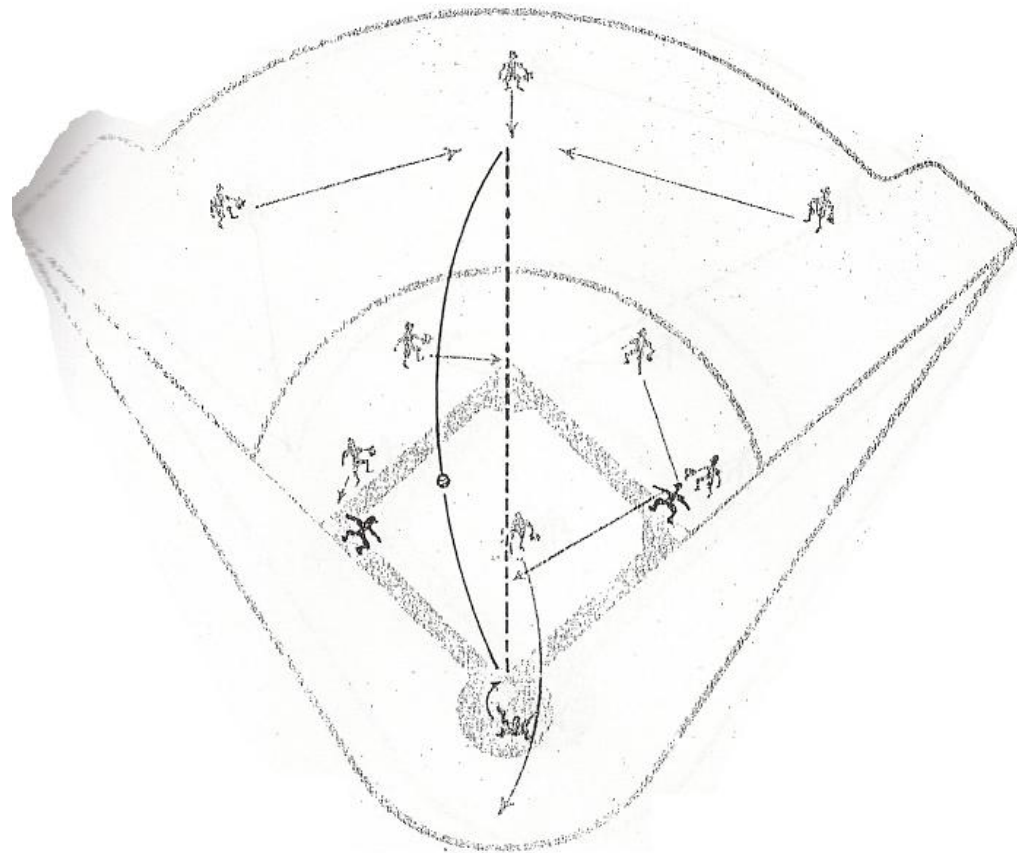
Left Fielder:

Back up center fielder.

Right Fielder:

Back up center fielder.

SITUATION #13
Fly Ball to Center Field or Right Field



Runners on 1st and 3rd
or bases loaded.

Pitcher:
Back up Home plate.

Catcher:
Cover Home plate.

1st Baseman:
Be the cut-off man.

2nd Baseman:
Cover 1st base.

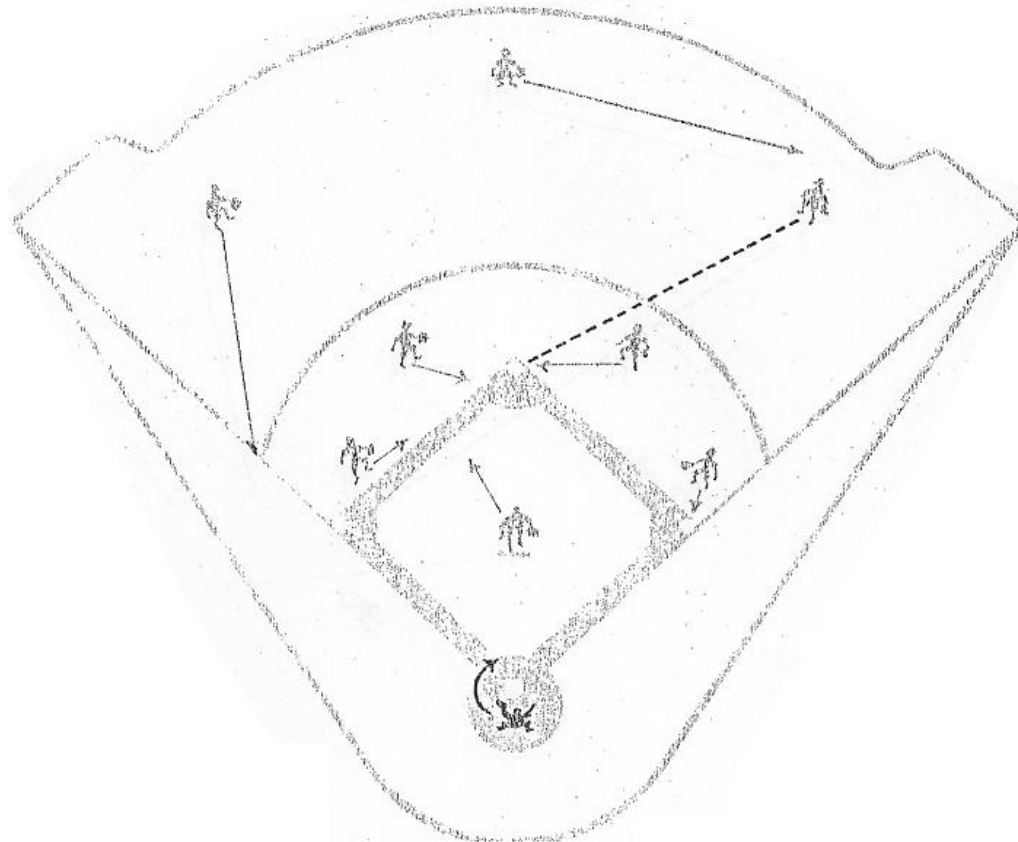
Shortstop:
Cover 2nd base.

3rd Baseman:
Cover 3rd base.

Left Fielder:
Move toward fly ball.

Right Fielder:
Move toward fly ball.

SITUATION #14
Single to RIGHT Field
No one on base



Pitcher:

Move to a position half way
between mound and 2nd.

Catcher:

Protect home plate area.

1st Baseman:

Make sure the runner tags
the base in making the turn,
then cover 1st base.

Shortstop:

Back up right fielder's
throw to 2nd baseman.

2nd Baseman:

Cover 2nd, to take throw
from right fielder.

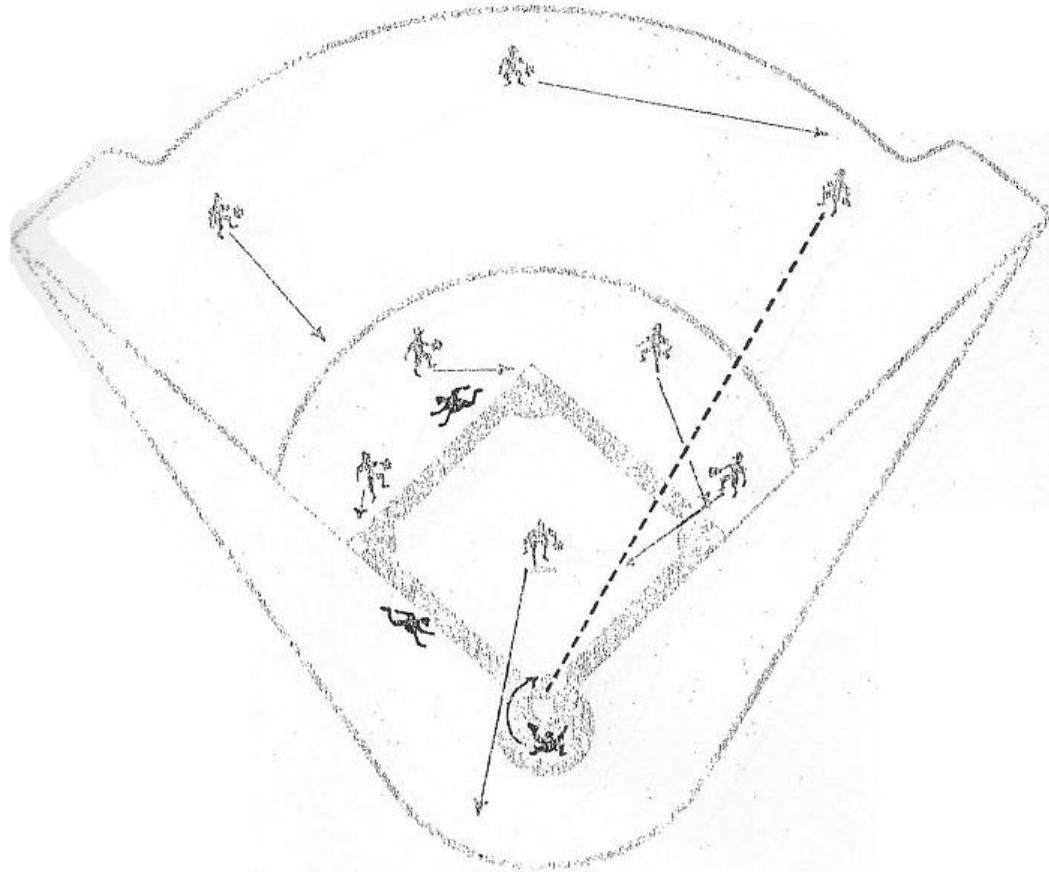
3rd Baseman:

Protect 3rd base area.

Outfielders:

Center fielder - back up
right fielder. Left fielder -
move in toward 3rd base.

SITUATION #16
Single to Right Field



Man on 2nd base, or
Men on 2nd and 3rd bases.

Pitcher:
Back up Home plate.

Catcher:
Cover Home plate.

1st Baseman:
Take position about 45 feet
from Home plate to become
cut-off man.

2nd Baseman:
Cover 1st base.

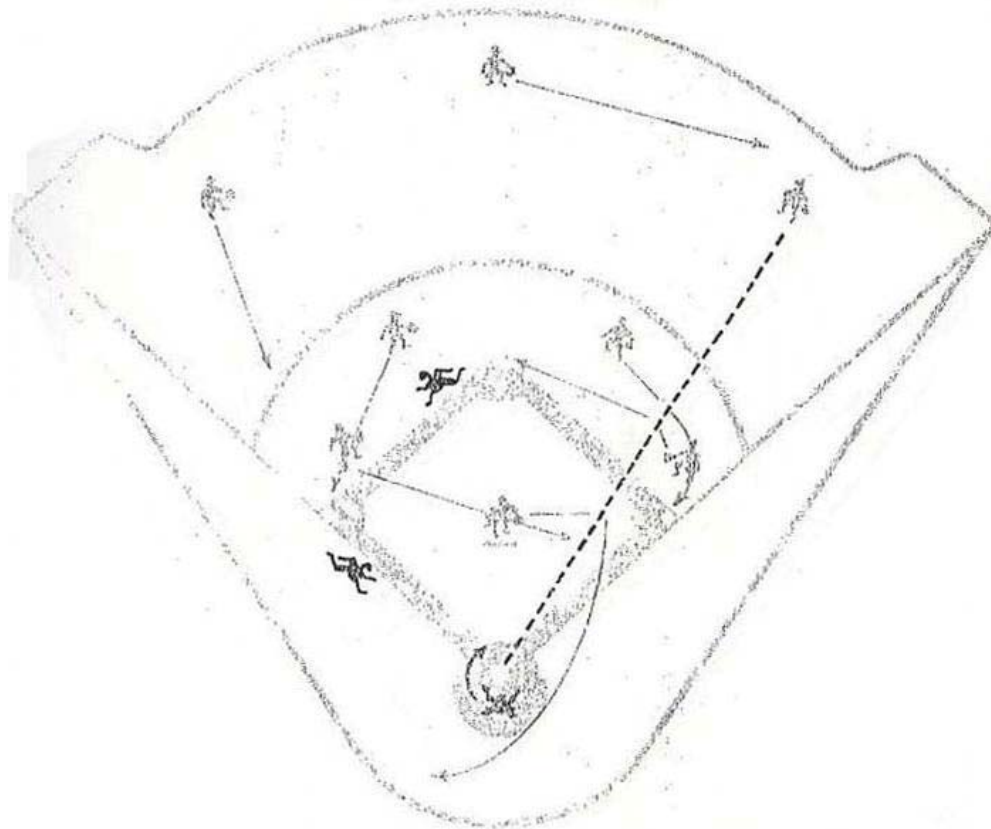
Shortstop:
Cover 2nd base.

3rd Baseman:
Cover 3rd base.

Left Fielder:
Move in toward 2nd base.

Center Fielder:
Back up right fielder.

SITUATION #17
Single to Right Field (GROUND BALL)
between 1st and 2nd baseman.



Man on 2nd base, or
Men on 2nd and 3rd bases.

Pitcher:

Start to cover 1st, then
back up Home plate.

Catcher:

Cover Home plate.

1st Baseman:

After attempting to field
ball, continue to cover 2nd
base.

2nd Baseman:

After attempting to field
ball, continue to cover 1st
base.

Shortstop:

Cover 3rd base.

3rd Baseman:

Be the cut-off man.

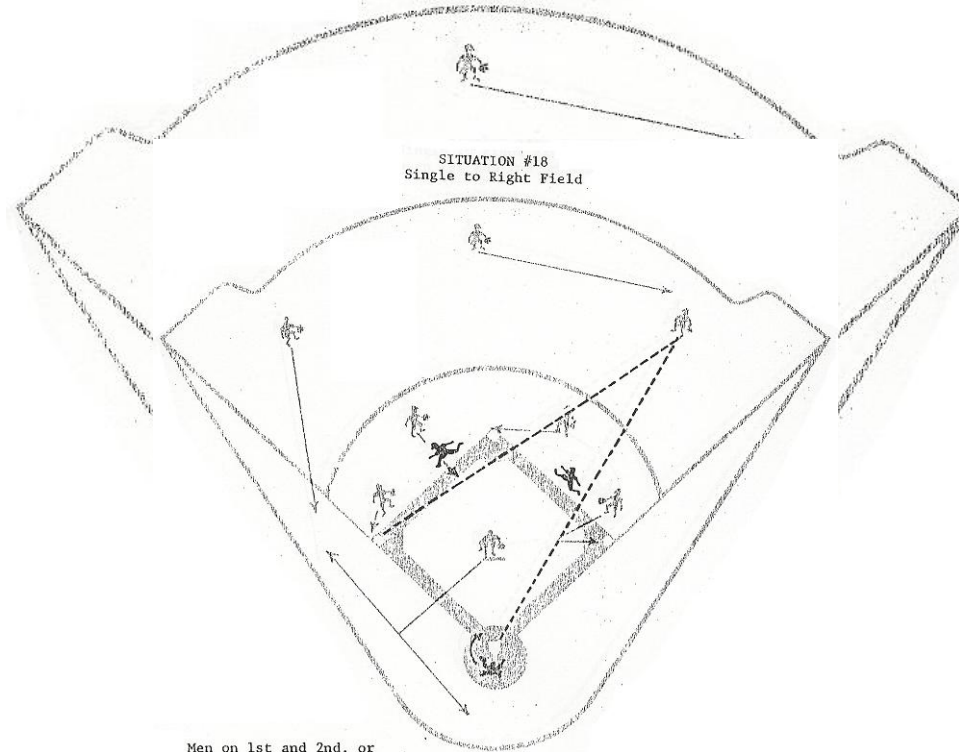
Left Fielder:

Move into area behind 3rd
base.

Center Fielder:

Back up right fielder, move
in toward 2nd base after
ball is fielded.

SITUATION #18
Single to Right Field



Men on 1
Men on 1
ALWAYS
run f
less
oppos
keep
base
NEVER
to th

Men on 1st and 2nd, or
Men on 1st, 2nd, and 3rd.
ALWAYS keep tying or winning
run from going to 3rd with
less than two out. Give
opposing team two runs to
keep the tying run at 2nd
base in this situation.
NEVER make a foolish throw
to the plate.

Pitcher:
Go half way between 3rd and
Home to see where the throw
goes.

Catcher:
Cover Home plate.

1st Baseman:
Become a cut-off man in case
the throw is made to the
plate. If throw goes to 3rd,
return and cover 1st base.

Catcher:
Cover Home plate.

1st Baseman:
Become a cut-off man in case
the throw is made to the
plate. If throw goes to 3rd,
return and cover 1st base.

2nd Baseman:
Cover 2nd base.

Shortstop:
Cut-off man for the throw to
3rd base.

3rd Baseman:
Cover 3rd base.

Left Fielder:
Move to a point near the line
and back up 3rd base.

Center Fielder:
Back up right fielder.

Right Fielder:
Make a low throw to the short-
stop to keep the tying or
winning run from going to 3rd
base.

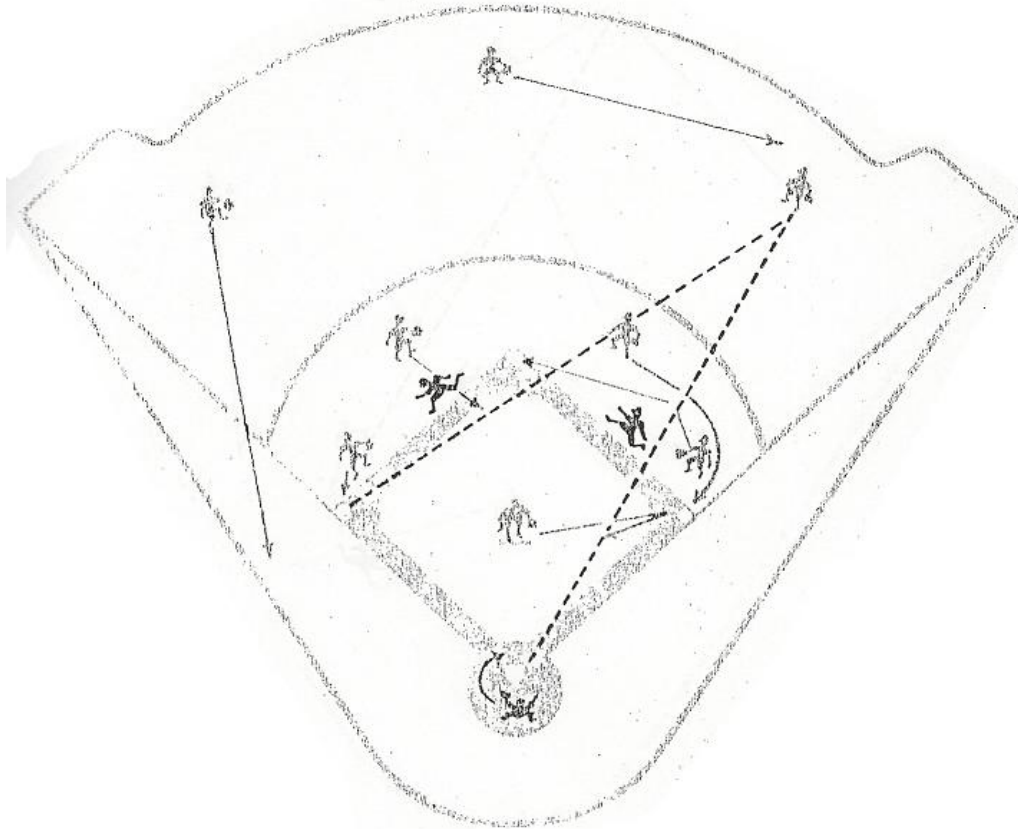
Center Fielder:
Back up right fielder.

Right Fielder:
Make a low throw to the short-
stop to keep the tying or
winning run from going to 3rd
base.

row to

he line

SITUATION #19
Single to Right Field
between 1st and 2nd baseman



Men on 1st and 2nd, or
Bases loaded.

Pitcher:
Start to cover 1st base, and
when ball gets through, re-
treat to be cut-off man.

Catcher:
Cover Home plate.

1st Baseman:
When you can't field the ball,
continue on and cover 2nd base.

2nd Baseman:
When you can't field the ball,
continue on to cover 1st base.

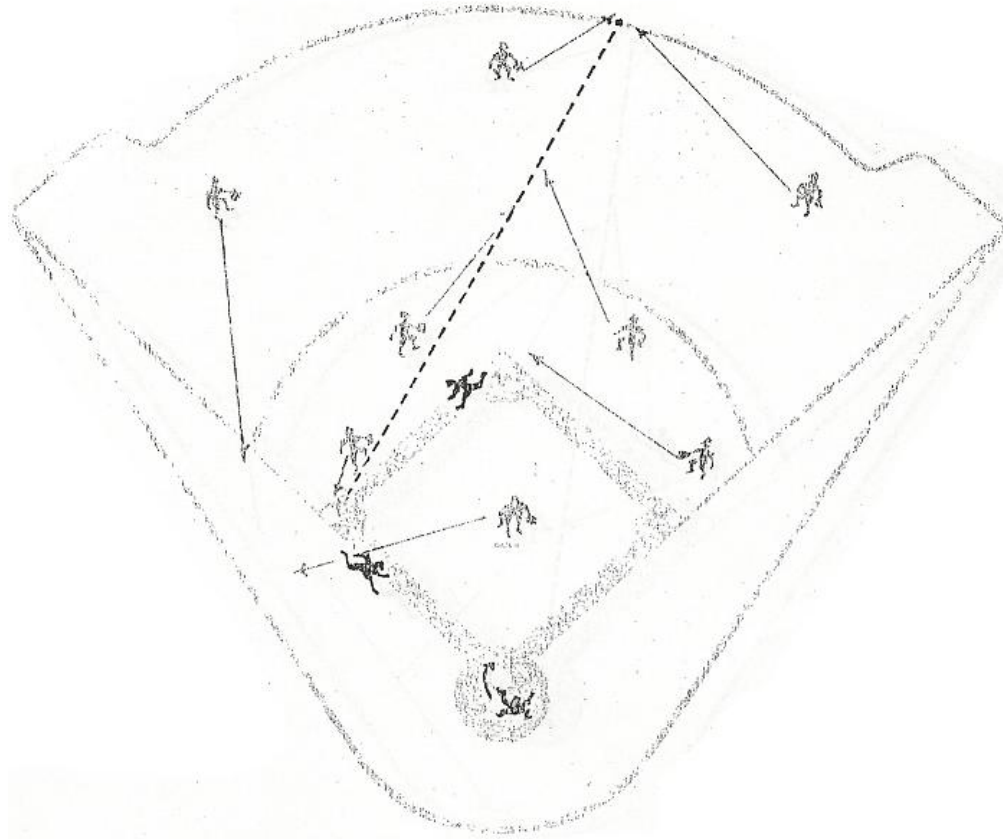
Shortstop:
Cut-off man for a possible
throw to 3rd base.

3rd Baseman:
Cover 3rd base.

Left Fielder:
Move into area behind 3rd to
help back up.

Center Fielder:
Back up the right fielder.

SITUATION #20
Double, possible triple, to Right Center Field



No one on base, or
Man on 3rd base or 2nd, or
Men on 3rd and 2nd bases.

Pitcher:
Back up 3rd base. Get as
deep as possible.

Catcher:
Protect Home plate.

1st Baseman:
Trail the runner to 2nd base;
cover the bag, ready for a
play at that base.

2nd Baseman:
Go to spot in center field,
in line with 3rd, to become
relay man.

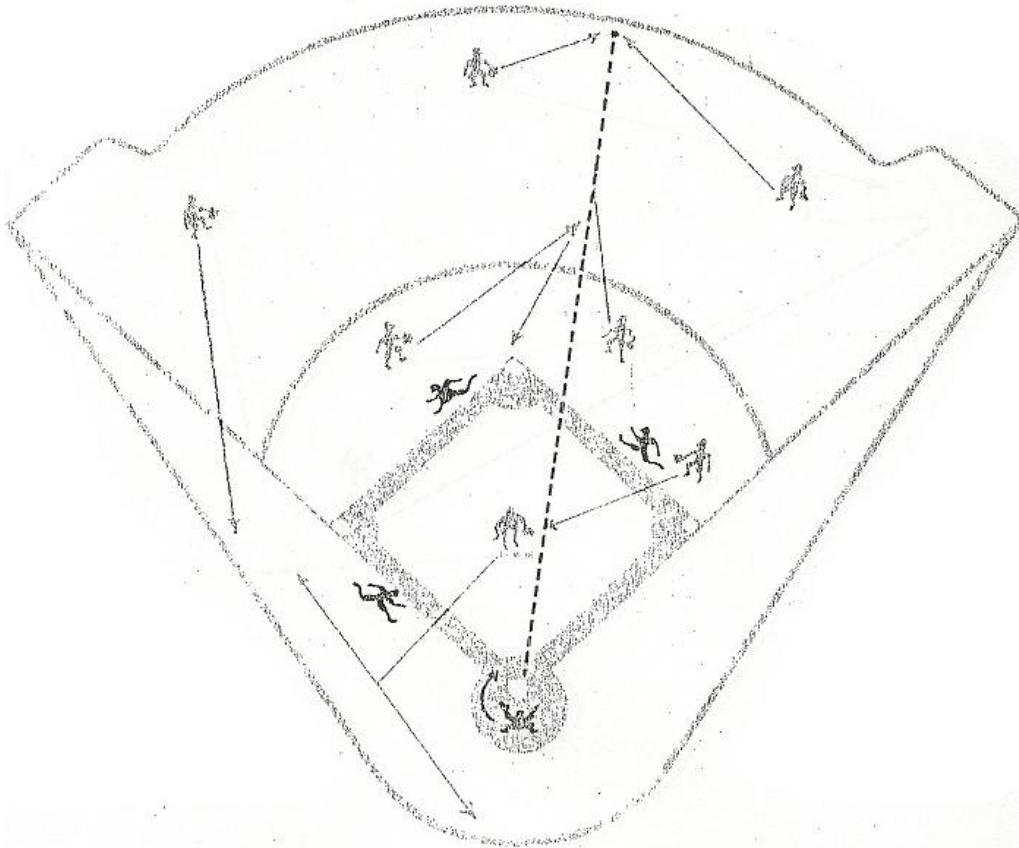
Shortstop:
Trail about 30 feet behind
2nd baseman, in line with
3rd base.

3rd Baseman:
Cover 3rd base.

Left Fielder:
Move in toward 3rd base.

Right Fielder:
Back up center fielder.

SITUATION #21
Double, possible triple, to Right Center Field



Man on 1st base, or
Men on 1st and 2nd bases,
Or bases loaded.

Pitcher:
Go half way between 3rd and
the plate to see where the
throw is coming, and then
back up either base.

Catcher:
Cover Home plate.

1st Baseman:
Be the cut-off man.

2nd Baseman:
Become relay man.

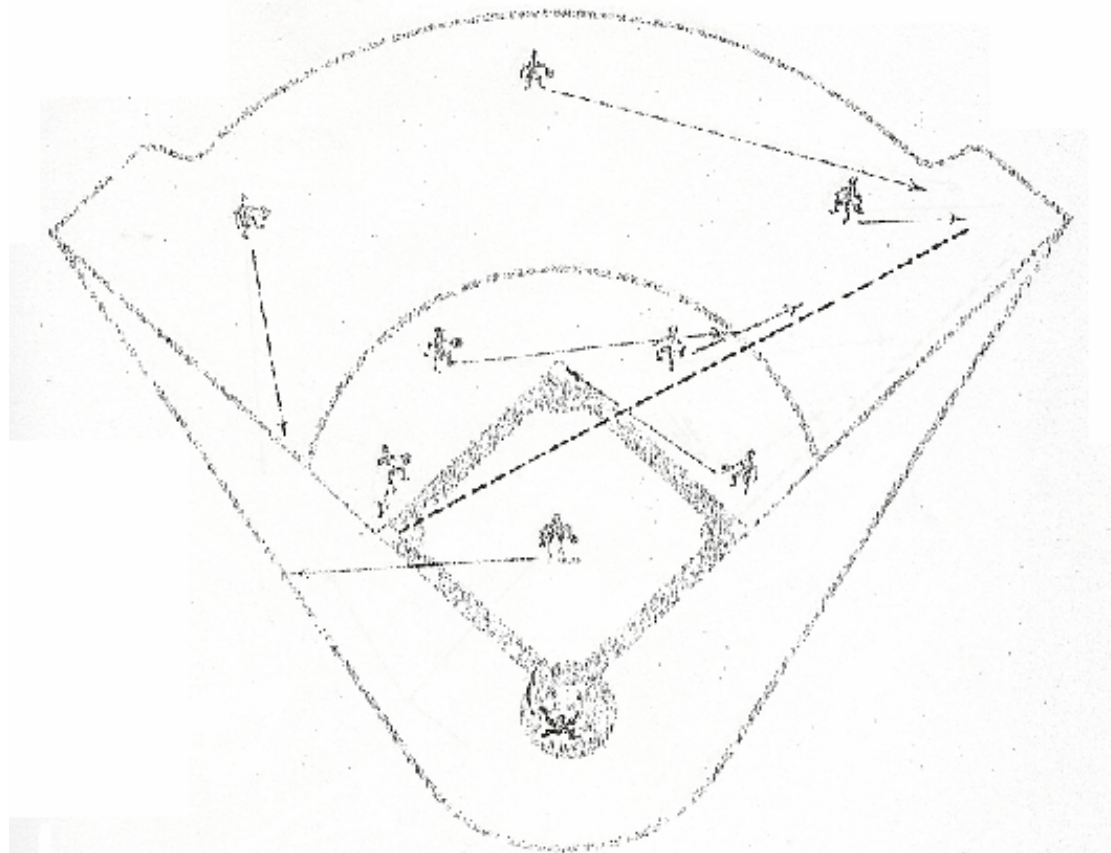
3rd Baseman:
Cover 3rd base.

Shortstop:
Be trailer relay man, then
return and cover 2nd base.

Left Fielder:
Move into area behind 3rd
base.

Right Fielder and Center Fielder:
Go after ball.

SITUATION #22
Double, possible triple, down Right Field line.



No one on base.

Pitcher:
Back up 3rd base.

Catcher:
Protect Home plate area.

1st Baseman:
Trail runner into 2nd
base.

2nd Baseman:
Become 1st relay man.

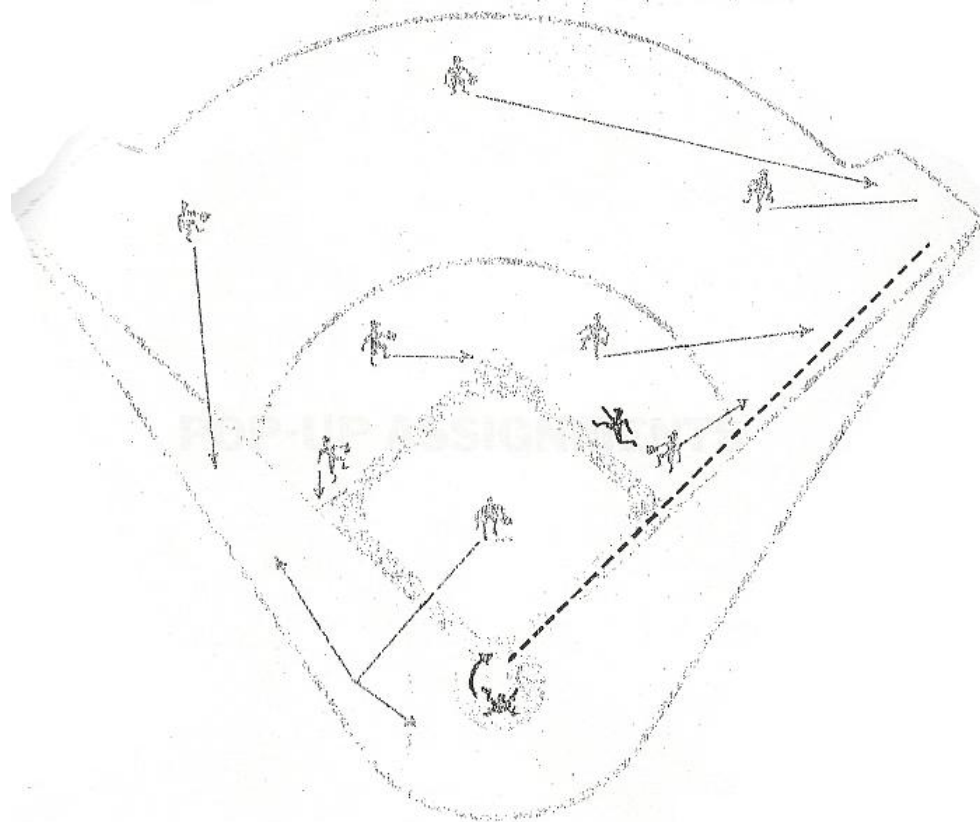
Shortstop:
Become trailer relay man.

3rd Baseman:
Cover 3rd base.

Left Fielder:
Move into an area behind
3rd base.

Center Fielder:
Back up right fielder.

SITUATION #23
Double, possible triple, down Right Field line.



Man on 1st base.

Pitcher:
Go half way between 3rd and Home
to see where throw is going.

Catcher:
Cover Home plate.

1st Baseman:
Trail 2nd baseman - remain about
30 feet back.

2nd Baseman:
Relay man. Go to a spot in
right field along foul line in
line with right fielder and
Home.

Shortstop:
Cover 2nd base.

3rd Baseman:
Cover 3rd base.

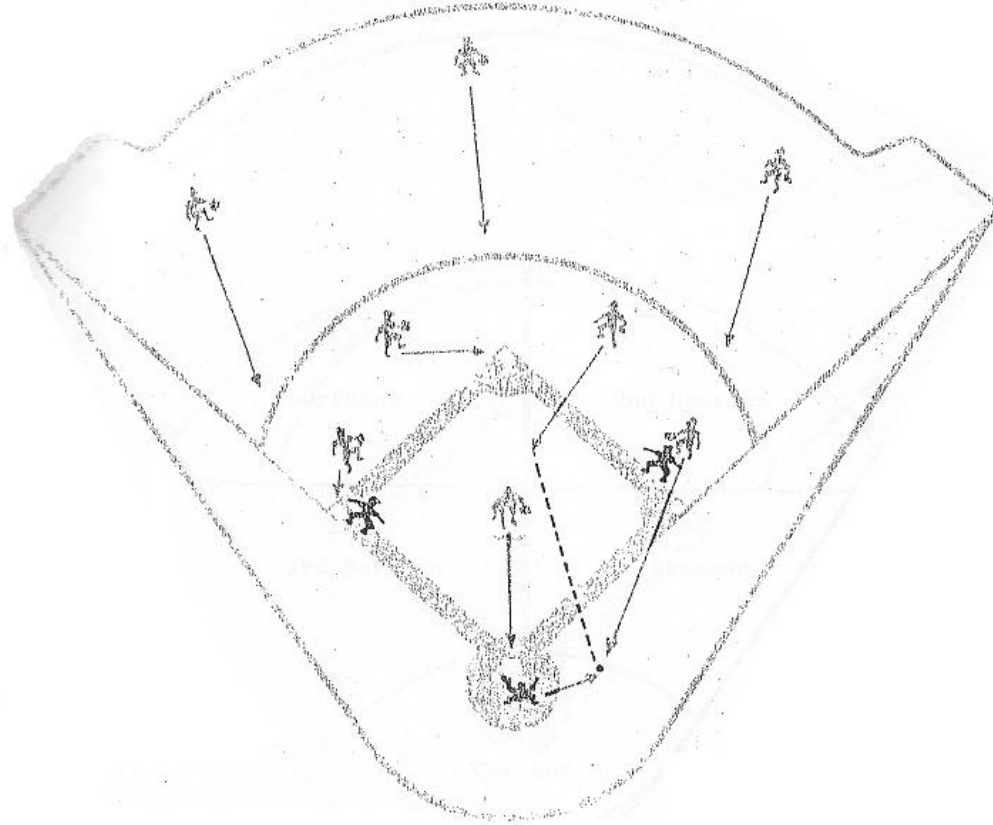
Left Fielder:
Move in toward 3rd base.

Center Fielder:
Back up right fielder.

POP- UP ASSIGNMENTS

SITUATION #1

A foul fly is hit behind the plate.



Runners on 1st and 3rd.
 Less than two out.
 Both runners tag up and runner on 1st breaks for 2nd. If there is no cut-off man, the runner on 3rd will score easily when the catcher makes his throw to 2nd base.

Pitcher:
 Cover Home plate.

Catcher:
 Catch pop-up and throw to cut-off man.

1st Baseman:
 Help on pop-up.

2nd Baseman:
 Become cut-off man behind the pitcher's mound.

3rd Baseman:
 Cover 3rd base.

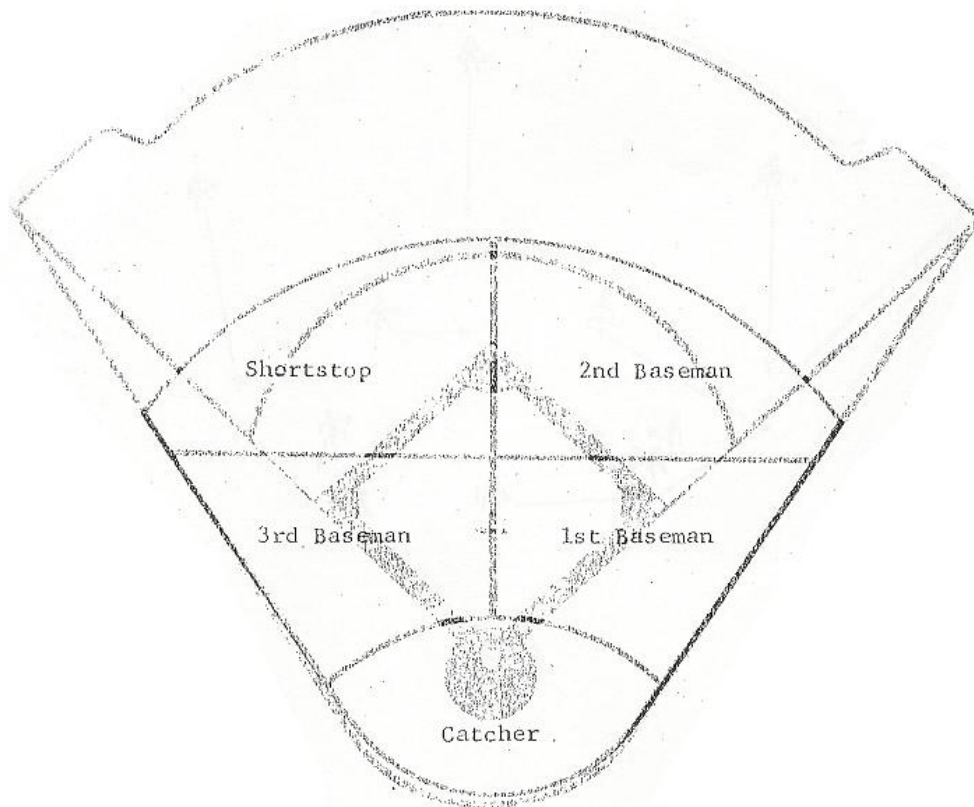
Shortstop:
 Cover 2nd base.

Left Fielder:
 Come in to help back up short and 3rd area.

Center Fielder:
 Back up 2nd base.

Right Fielder:
 Cover 1st base.

POP FLIES TO THE INFIELD



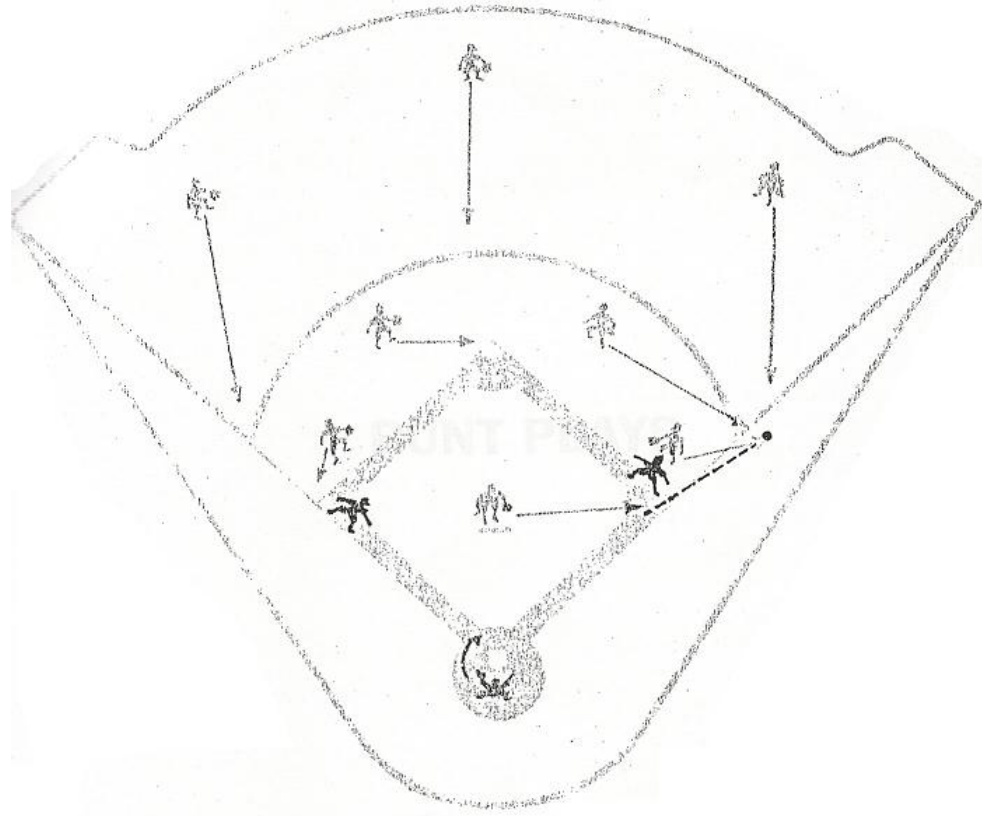
- A. An infield pop fly will be all infielders' responsibility, and they must try for the ball until one fielder takes charge by calling for the play.
 1. When calling, yell loudly three or four times.
- B. As designated in the diagram, each infielder has his area, but he may take the play out of his area if he has taken charge of the play.

NOTE: Especially on windy days, do not call for play too soon.
- C. WHEN PITCHER HELPS: On questionable pop flies around the mound area, and after one or more infielders have called for the play, the pitcher then calls the last name of the fielder he thinks is in the best position to make the play.
- D. The catcher must not give up on pop flies too quickly.
- E. All pop flies directly behind the 1st and 3rd basemen will be the responsibility of the 2nd baseman and the shortstop.

DEFENSIVE ASSIGNMENTS FOR POP FLY SITUATIONS

SITUATION #2

A pop fly is hit behind 1st base.



Runners on 1st and 3rd, and none out.
Both runners tag up and the runner on 1st breaks for 2nd.

Pitcher:
Come to a point in the 1st base area to be the cut-off man.

Catcher:
Cover Home plate.

1st Baseman:
Catch the pop-up and throw it to the pitcher.

2nd Baseman:
Also go after the pop-up; then hustle to cover 1st.

Shortstop:
Cover 2nd base.

3rd Baseman:
Cover 3rd base.

Left Fielder:
Move into an area behind 3rd for back-up man.

Center Fielder:
Back up 2nd base.

Right Fielder:
Move in to help catch the pop-up.

BUNT PLAYS

BUNT SITUATIONS

A. Man on 1st base:

- a. When you are anticipating the sacrifice bunt, charge in when the pitcher throws the ball.
- b. If the ball is bunted hard to you, make the play to 2nd base. (The catcher will call this play.)
- c. If play at 2nd base is doubtful, make sure you get one out by throwing to 1st base.

B. Runners on 1st and 2nd:

- a. The 3rd baseman's judgment is the key to this play, and he is in full charge of the play.
- b. Position is just inside of the line and four steps in front of the bag, and stationary.
- c. Tell the pitcher he must field the ball.
IMPORTANT: Know your pitcher's fielding ability.

NOTE: ONE OUT MUST BE MADE IN THIS SITUATION.

- d. The bunted ball the pitcher can handle easily. The 3rd baseman will cover the base without taking his eyes off the ball. Tag the base with your right foot for better balance, to be in position to make the throw to 1st base.
- e. On balls bunted down the line, the 3rd baseman charges the ball and runs the pitcher off.
- f. If your judgment is to go for the ball, run the pitcher off at all times. The play to 1st base is much easier for the 3rd baseman in this situation.

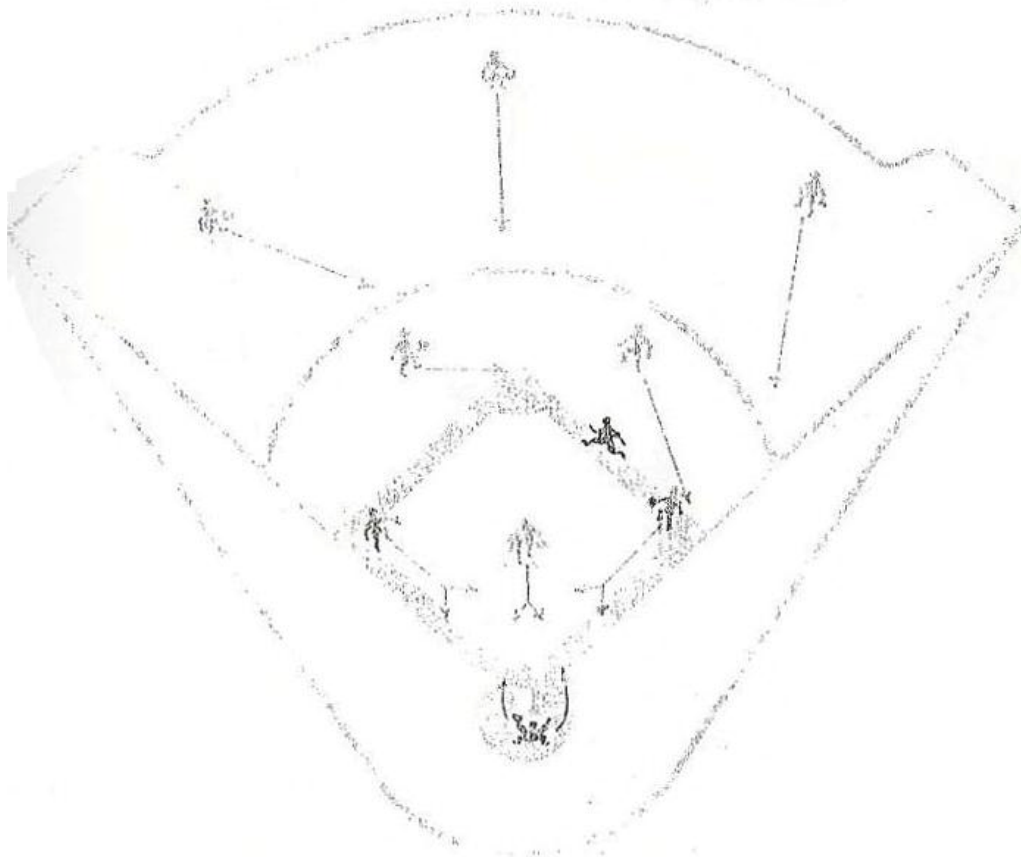
C. Runners on 1st and 2nd:

- a. Situation #3 is an option and must be controlled by a sign. The pitcher, 1st baseman and 3rd baseman charge toward the batter. The shortstop bluffs the runner back to 2nd, then races to 3rd.

DEFENSIVE ASSIGNMENTS ON BUNT SITUATIONS

SITUATION #1

With a runner on 1st base and the bunt in order.



Pitcher:

Break toward plate after delivering the ball.

Catcher:

Field all bunts possible; call the play; cover 3rd base when 3rd baseman fields the bunt in close to Home plate.

1st Baseman:

Cover the area between 1st and the mound.

2nd Baseman:

Cover 1st base...cheat by shortening position.

Shortstop:

Cover 2nd base.

3rd Baseman:

Cover the area between 3rd and the mound.

Left Fielder:

Move in toward 2nd base area.

Center Fielder:

Back up 2nd base.

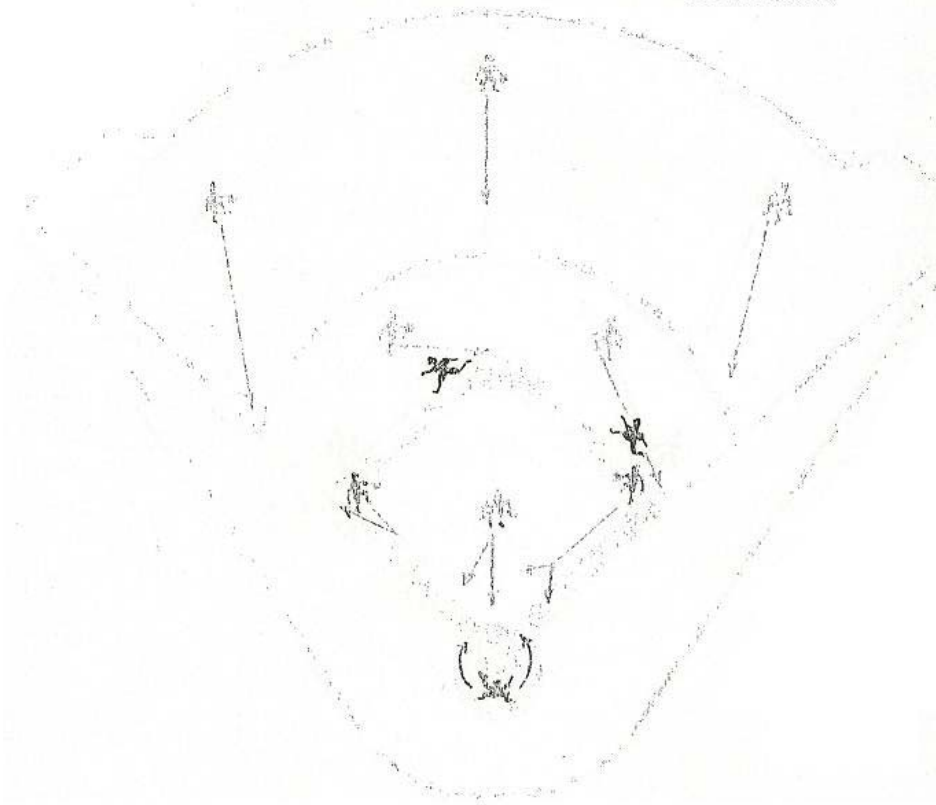
Right Fielder:

Back up 1st base.

DEFENSIVE ASSIGNMENTS ON BUNT SITUATIONS

SITUATION #2

With runners on 1st and 2nd -- bunt situation in order.



Pitcher:

Break toward 3rd base line upon delivering the ball.

Catcher:

Field bunts in front of plate; call the play.

1st Baseman:

Be responsible for all balls in the area between 1st and a direct line from the mound to Home.

2nd Baseman:

Cover 1st base.

Shortstop:

Hold runner close to bag before pitch; cover 2nd base.

3rd Baseman:

Take position on the edge of the grass; call the play - whether the pitcher or the 3rd baseman is to field the bunt.

Left Fielder:

Back up 3rd base.

Center Fielder:

Back up 2nd base.

Right Fielder:

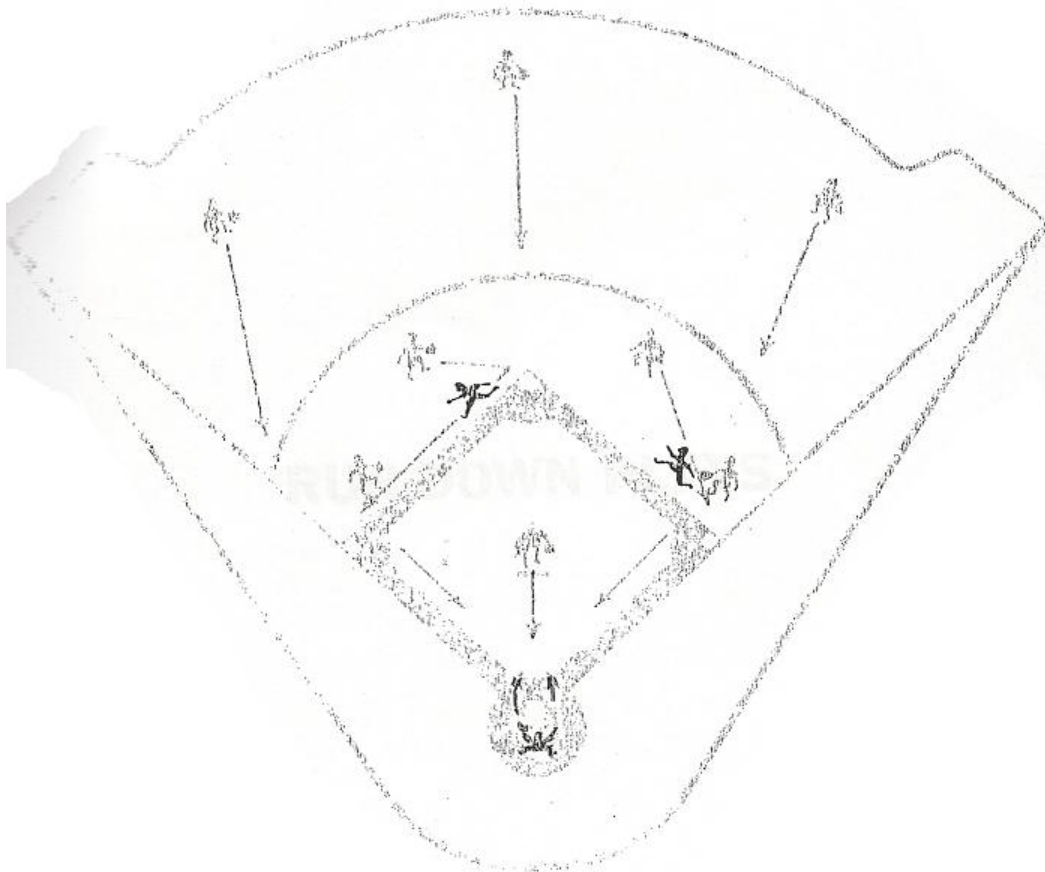
Back up 1st base.

First objective is to retire the runner at 3rd, but one runner MUST be retired.

DEFENSIVE ASSIGNMENTS ON BUNT SITUATIONS

SITUATION #3

with runners on 1st and 2nd -- bunt situation in order.



Pitcher:
Break toward the plate.

Catcher:
Field bunts in front of
plate or call the play.

1st Baseman:
Charge toward the plate.

2nd Baseman:
Cover 1st base.

Shortstop:
Bluff runner back to 2nd
then race to cover 3rd.

3rd Baseman:
Charge toward the plate.

Outfielders:
Move in toward infield
area on all bunt situations.

RUN DOWN PLAYS

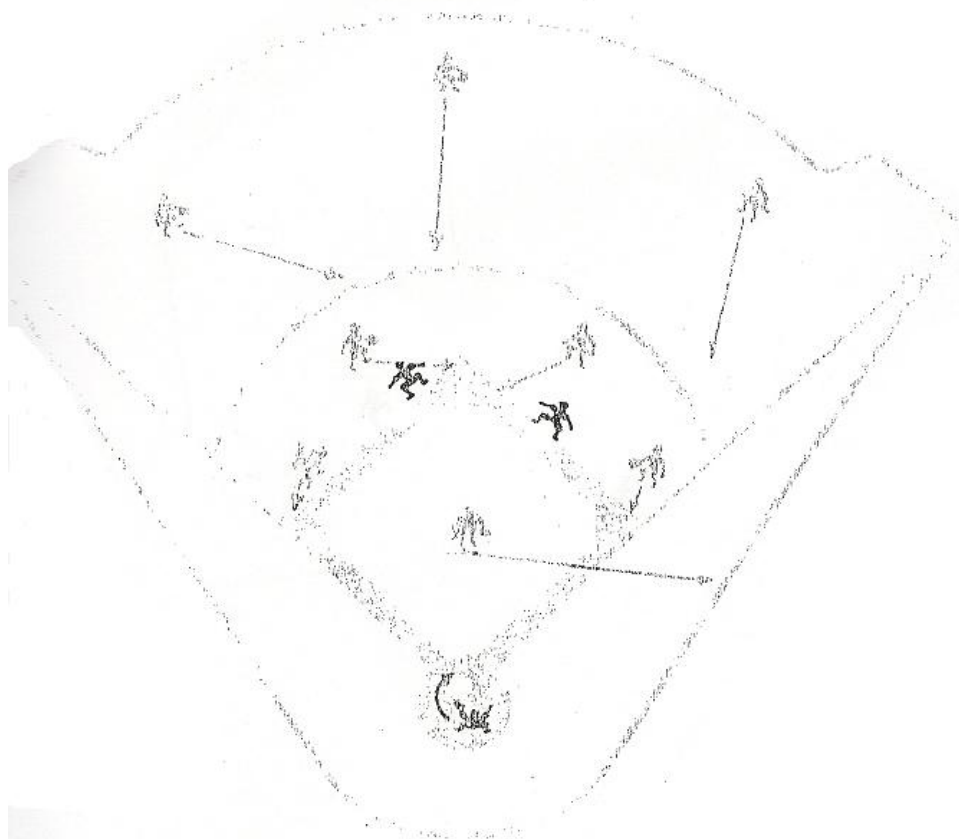
THE RUN DOWN PLAY

There are several good rules to follow in making this play. The most important is: RUN THE RUNNER BACK TO THE BAG FROM WHICH HE CAME.

1. Try to start this play when the runner is half-way between the bases.
2. Give the ball to the forward man, and let him run the runner back to the bag from which he came.
3. The forward man should run hard at the runner, but not with a faking motion of the arm.
4. The tagger should stay in front of his bag, and inside the base line. This will give him the proper angle of the throw.
5. When the runner is about ten feet from the tagger, the tagger should make a BREAK toward the runner. This is the sign to the thrower to give the tagger the ball on his first step.
6. The thrower makes an easy, chest-high toss.
7. When play is worked right, one throw is all that is needed to get the runner at any base.
8. The man without the ball must avoid interfering with the runner.

RULES TO REMEMBER...

1. Run the runner back to the bag from which he came.
2. Run the runner hard.
3. The tagger and the thrower stay inside the base line.
4. The tagger must stay in front of his bag until making his break.
5. The thrower should make an easy, chest-high toss...not a quick, hard throw.

THE RUN-DOWN PLAY

Men on 1st and 2nd.
Man on 1st picked off.

Pitcher:

Back up 1st base.

Catcher:

Cover Home plate.

1st Baseman:

Cover 1st and be the tag man.

2nd Baseman:

Cover 2nd base and be the
run-down man. (ON RIGHT "PULL" HITTER)

Shortstop:

Back up and cover 2nd base,
with possibility of being
run-down man and tagger.

3rd Baseman:

Cover 3rd to keep runner
on 2nd from advancing.

Right Fielder:

Come in to help back up
1st base.

Center Fielder:

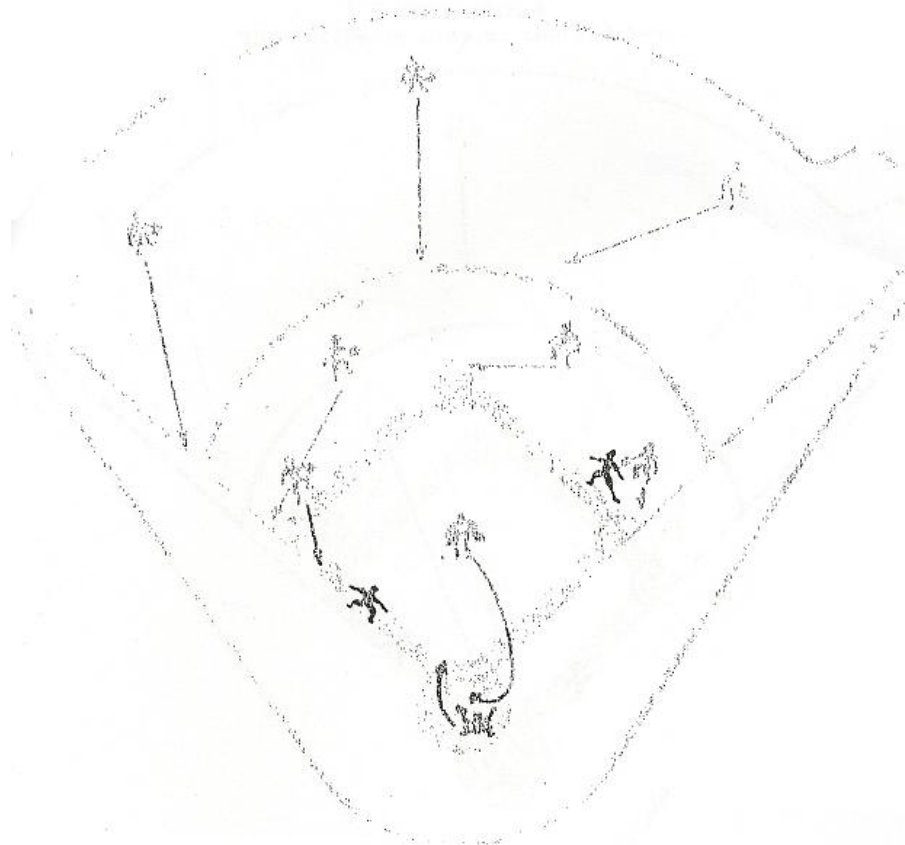
Come in to help back up
2nd base.

Left Fielder:

Come in to help back up
2nd base.

THE RUN-DOWN PLAY

SITUATION #3



Men on 1st and 3rd.
Man on 3rd is picked off.

Pitcher:
Cover Home plate and back up
catcher.

Catcher:
Cover Home plate and be the
run-down man.

1st Baseman:
Cover 1st base to keep runner
there from advancing.

2nd Baseman:
Cover 2nd base to keep runner
on 1st from advancing.

Shortstop:
Back up 3rd baseman.

3rd Baseman:
Cover 3rd base and be
the tag man.

Right Fielder:
Move in to help back up
2nd base.

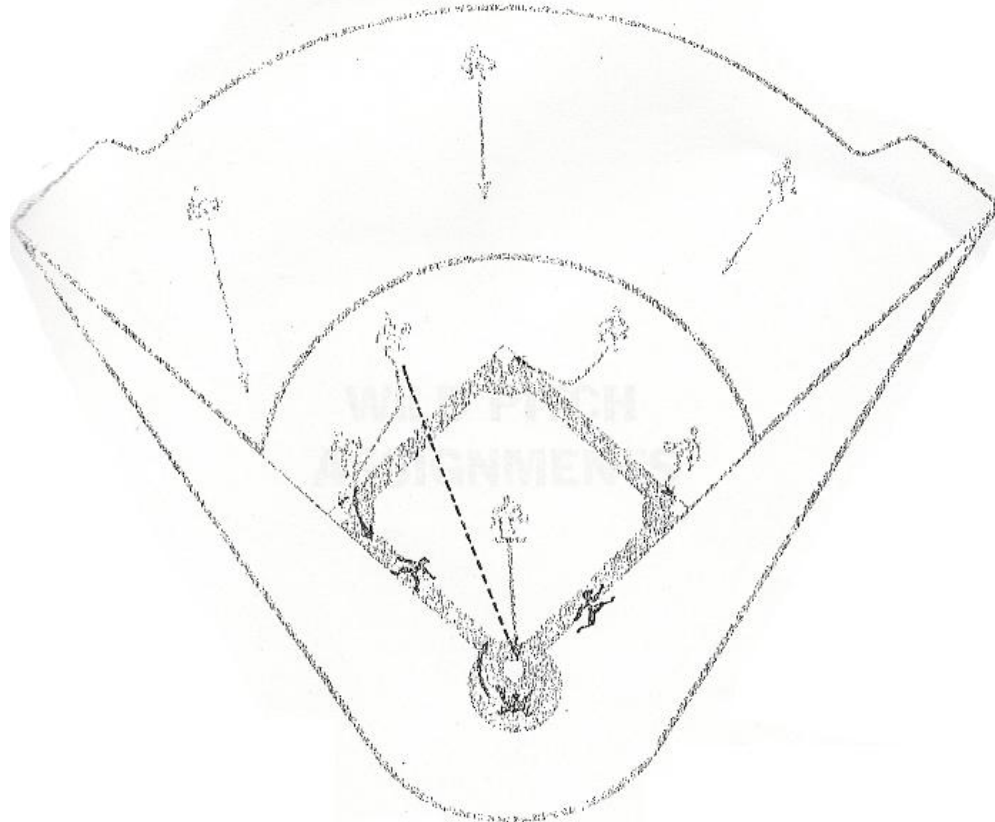
Center Fielder:
Move in to back up 2nd base.

Left Fielder:
Move in behind 3rd to help
back up.

RUN DOWN PLAY WITH INFIELD IN

SITUATION #4

The follow-in play by the 3rd baseman.



Man on 3rd tries to score on ground ball to the infield when the infield is in.

Pitcher:
Cover Home plate.

Catcher:
Cover Home plate and be the run-down man.

1st Baseman:
Cover 1st base.

2nd Baseman:
Cover 2nd base.

3rd Baseman:
Follow in about 10 feet behind runner off 3rd to make tag quickly, in order to keep batter from going to 2nd base.

Shortstop:
Cover 3rd base.

Left Fielder:
Back up 3rd base.

Center Fielder:
Back up 2nd base.

Right Fielder:
Back up area behind 1st base.

WILD PITCH ASSIGNMENTS

